


# NAVYUG CONVENT SR. SEC. SCHOOL



## WORK AT HOME ASSIGNMENT FOR SUMMER VACATION

### SESSION 2020-21

Dear Parents

As you know this is a very critical time for all of us in the Lockdown Crisis. So it is our responsibility to follow preventive measures for the safety and academic performance of our children. It is time to assist them not only their academics but also their life skills. Holiday home – work has been planned to keep them in touch with their studies as well as it provides a room for their creativity. For parents, it is the time to make children more self-conscious, self-disciplined and self-confident as well as aware of simple safety rules, mannerism and moral values.

So spend time with your ward fruitfully and purposefully.

\*The weight-age of Holiday Homework will be 5 marks in Notebook Assessment as per given parameters:

|                                   | <u>Marks obtains</u> |
|-----------------------------------|----------------------|
| a) Completion of work-02          | _____                |
| b) Hand writing & Presentation 02 | _____                |
| c) Timely Submission-01           | _____                |

## **GUIDELINES FOR NCS PRIMARY WING :**

Messages for parents working with children at home

As public conversations around corona virus disease 2020 (COVID-19) increase, children may worry about themselves, their family, and friends getting ill with COVID-19.

Parents, family members, school staff, and other trusted adults can play an important role in helping children make sense of what they hear in a way that is honest, accurate, and minimizes anxiety or fear.

## **GENERAL PRINCIPLES TO AWARE CHILDREN :**

1. Remain calm and reassuring.
2. Remember that children should follow your guidelines regarding corona-virus precautions. Generally they will pick up cues from the conversations you have with them and with others.
3. Make yourself available to listen and to talk.
4. Avoid making assumptions about who might have COVID-19.
5. Pay attention to what children see or hear on television, radio, or online.
6. Consider reducing the amount of screen time focused on COVID-19. Too much information on one topic can lead to anxiety.
7. Give children information that is truthful and appropriate for the age and developmental level of the child.
8. Talk to children about how some stories on COVID-19 on the Internet and social media may be based on rumors and inaccurate information.
9. Teach children everyday actions to reduce the spread of germs.
10. Remind children to stay away from people who are coughing or sneezing or sick.
11. Remind them to cough or sneeze into a tissue or their elbow, then throw the tissue into the trash or use own handkerchief .
12. Discuss any new actions that may be taken at school to help protect children and school staff.
13. Get children into a hand washing habit?
14. Teach them to wash their hands with soap and water for at least 20 seconds, especially after blowing their nose, coughing, or sneezing; going to the bathroom; and before eating or preparing food.

- 15.If soap and water are not available, teach them to use hand sanitizer. Supervise young children when they use hand sanitizer to prevent swallowing alcohol, especially in schools and child care facilities.
- 16.Try to keep information simple and remind them that health and school officials are working hard to keep everyone safe and healthy.

***\*Note: Please do Holiday Homework in separate notebook.***

**S K BHARDWAJ**

PRIMARY WING

NCS

Class : I


**SUMMER VACATION HOMEWORK**

- Kindly do your holiday's task in the same notebook in which you're doing your homework now.

English

- Write 10 pages of cursive writing in your notebook .
- Write 20 words related to nature and encircle the vowels .

- Read this story and write its name and main character of the story .





## Bright Sun

(sung to the tune of "Row, Row, Row Your Boat")

Bright sun shining  
down,  
Shining on the ground.  
What a lovely face you  
have,  
Yellow, big and round.

• Work sheet of singular and plural.



Directions: Write the plural form of the singular noun.

|           |       |            |       |
|-----------|-------|------------|-------|
| 1. table  | _____ | 2. friend  | _____ |
| 3. spoon  | _____ | 4. hat     | _____ |
| 5. phone  | _____ | 6. lamp    | _____ |
| 7. cow    | _____ | 8. teacher | _____ |
| 9. car    | _____ | 10. park   | _____ |
| 11. plant | _____ | 12. toy    | _____ |
| 13. book  | _____ | 14. zebra  | _____ |
| 15. rock  | _____ | 16. store  | _____ |



## Encircle the plural words.

1.

box      boxes

kiss      kisses

2.

bushes      bush

classes      class

3.

ax      axes

foxes      fox

4.

dishes      dish

bench      benches

5.

zero      zeroes

mix      mixes

**Directions:** Draw two different pictures of plural nouns and write the word for each.

## Activity

- Read the newspaper and search all the alphabet .
- Write the helpline number of [POLICE -100 , FIRE -101 , AMBULANCE - 102 ] with the help of match sticks on A-4 size sheet .
- Draw and write 5 lines on any summer fruit on A-4 Size sheet.

\*\*\*\*\*

## EVS

- Write and learn ' My Self ' .
- Write any 10 fruits and vegetables ' name .
- Write 10 names of animals having four letters in their name.
- Write name of the body parts that rhyme with the given words :

1. Band \_\_\_\_\_

6. Nest \_\_\_\_\_

2. Peg \_\_\_\_\_

7. Dead \_\_\_\_\_

3. South \_\_\_\_\_

8. Fair \_\_\_\_\_

4. Pin \_\_\_\_\_

9. Dear \_\_\_\_\_

5. Close \_\_\_\_\_

10. Chips \_\_\_\_\_



Class : I

### Activity


- Paste 5 dry leaves and write their names on A-4 size sheet .
- Paste 5 pictures of animals and write their names on A-4 size sheet .

\*\*\*\*\*

### MATHS

- Write counting 1 to 100.
- Write table of 2,3,4 and 5.

Write the missing numbers.



|    |    |    |    |    |    |    |    |    |     |
|----|----|----|----|----|----|----|----|----|-----|
| 1  |    |    | 4  |    | 6  | 7  | 8  |    | 10  |
|    | 12 | 13 |    | 15 |    | 17 |    | 19 | 20  |
| 21 |    | 23 | 24 |    | 26 |    | 28 |    |     |
| 31 | 32 |    | 34 |    |    | 37 |    | 39 | 40  |
|    |    | 43 |    |    | 46 |    | 48 |    | 50  |
|    | 52 |    | 54 |    | 56 |    |    | 59 | 60  |
| 61 |    | 63 |    | 65 |    | 67 |    |    | 70  |
|    | 72 |    | 74 |    | 76 |    | 78 | 79 |     |
| 81 |    | 83 |    | 85 |    | 87 |    | 89 | 90  |
| 91 | 92 |    | 94 |    |    | 97 | 98 |    | 100 |

Scanned with CamScanner

Circle the smallest number  
in each row.

3

2

5

8

2

9

1

6

7

2

3

5

2

3

1

6

1

4

3

2

3

2

1

5

2

9

7

3

Help Delightful Dog  to circle the biggest number



## Before and After

Fill in the numbers that comes before and after the given number.

← 94 →

← 87 →

← 79 →

← 72 →

← 63 →

← 68 →

← 12 →

← 19 →

← 96 →

← 91 →

← 26 →

← 38 →

← 33 →

← 44 →


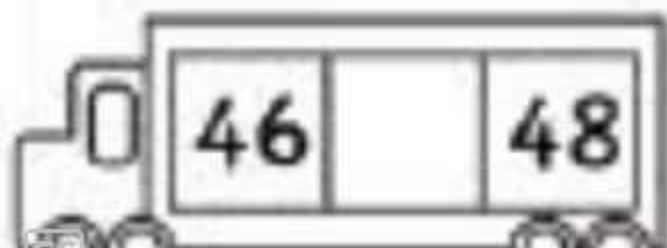
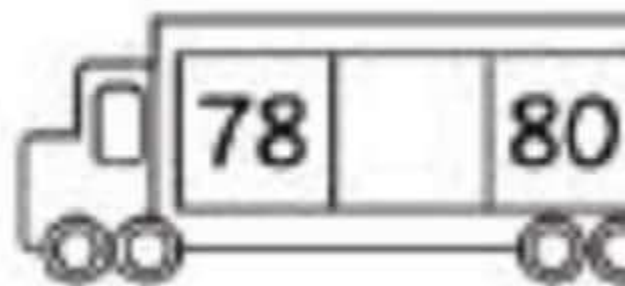

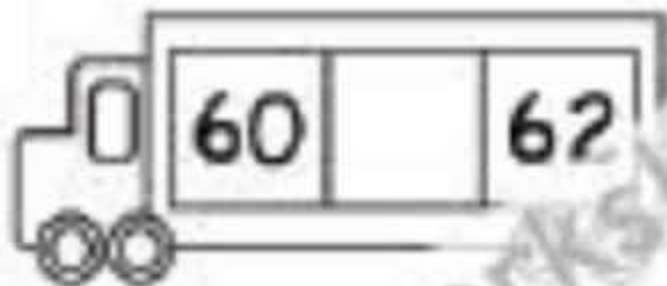
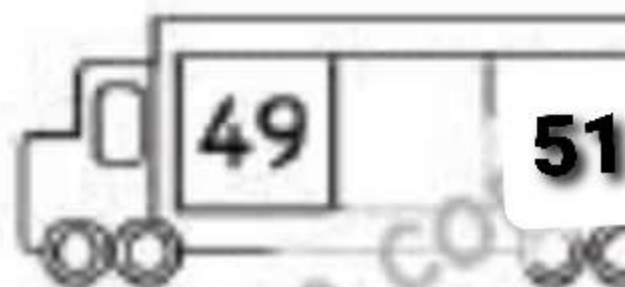
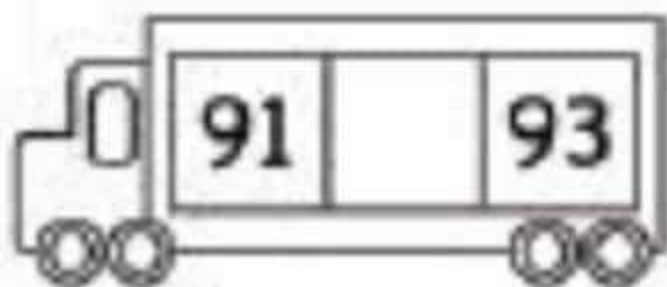
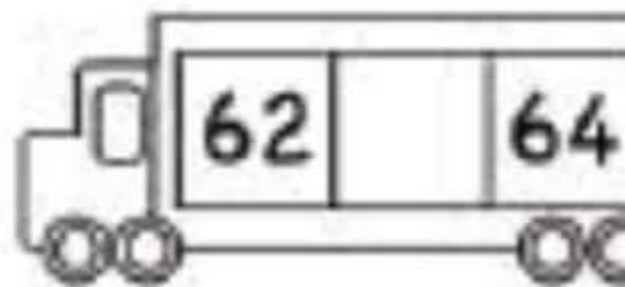
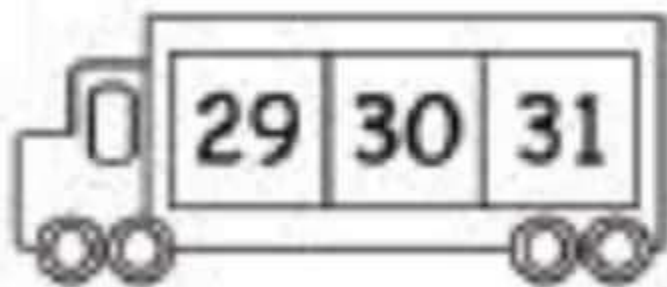
← 57 →

← 68 →

← 56 →

← 64 →

# What comes between?



## Ascending & Descending order

Find the ascending order of the given numbers

11, 19, 2, 25, 6

\_\_\_\_\_

63, 54, 34, 72, 28

\_\_\_\_\_

12, 21, 10, 29, 7

\_\_\_\_\_

17, 53, 15, 35, 22

\_\_\_\_\_

29, 18, 31, 5, 40

\_\_\_\_\_

Find the descending order of the given numbers

2, 8, 3, 5, 4

\_\_\_\_\_

22, 18, 31, 5, 14

\_\_\_\_\_

16, 25, 9, 32, 28

\_\_\_\_\_

44, 11, 22, 55, 33

\_\_\_\_\_

30, 60, 20, 10, 50

\_\_\_\_\_

Fill in the blanks using  $>$  or  $<$  or  $=$

16



14

23



33



37

29



43



49

42



48



36

25



38



38

42



28



19

20



Calculate each sum.

$$\begin{array}{r} 45 \\ +49 \\ \hline \end{array}$$

$$\begin{array}{r} 21 \\ +18 \\ \hline \end{array}$$

$$\begin{array}{r} 38 \\ +21 \\ \hline \end{array}$$

$$\begin{array}{r} 45 \\ +21 \\ \hline \end{array}$$

$$\begin{array}{r} 10 \\ +75 \\ \hline \end{array}$$

$$\begin{array}{r} 58 \\ +33 \\ \hline \end{array}$$

$$\begin{array}{r} 68 \\ +30 \\ \hline \end{array}$$

$$\begin{array}{r} 84 \\ +10 \\ \hline \end{array}$$

$$\begin{array}{r} 59 \\ +39 \\ \hline \end{array}$$

$$\begin{array}{r} 63 \\ +11 \\ \hline \end{array}$$

$$\begin{array}{r} 88 \\ +10 \\ \hline \end{array}$$

$$\begin{array}{r} 31 \\ +36 \\ \hline \end{array}$$

$$\begin{array}{r} 83 \\ +14 \\ \hline \end{array}$$

$$\begin{array}{r} 72 \\ +20 \\ \hline \end{array}$$

$$\begin{array}{r} 46 \\ +24 \\ \hline \end{array}$$





## COLUMN SUBTRACTION (NO REGROUPING) 2 DIGITS SHEET 1

Remember to subtract the ones first and then the tens.

$$\begin{array}{r} 1) \quad 28 \\ - 12 \\ \hline \end{array}$$

$$\begin{array}{r} 2) \quad 47 \\ - 12 \\ \hline \end{array}$$

$$\begin{array}{r} 3) \quad 52 \\ - 10 \\ \hline \end{array}$$

$$\begin{array}{r} 4) \quad 36 \\ - 13 \\ \hline \end{array}$$

$$\begin{array}{r} 5) \quad 43 \\ - 20 \\ \hline \end{array}$$

$$\begin{array}{r} 6) \quad 48 \\ - 22 \\ \hline \end{array}$$

$$\begin{array}{r} 7) \quad 75 \\ - 31 \\ \hline \end{array}$$

$$\begin{array}{r} 8) \quad 46 \\ - 21 \\ \hline \end{array}$$

$$\begin{array}{r} 9) \quad 85 \\ - 21 \\ \hline \end{array}$$

$$\begin{array}{r} 10) \quad 86 \\ - 40 \\ \hline \end{array}$$

$$\begin{array}{r} 11) \quad 64 \\ - 12 \\ \hline \end{array}$$

$$\begin{array}{r} 12) \quad 83 \\ - 32 \\ \hline \end{array}$$

$$\begin{array}{r} 13) \quad 45 \\ - 23 \\ \hline \end{array}$$

$$\begin{array}{r} 14) \quad 66 \\ - 15 \\ \hline \end{array}$$

$$\begin{array}{r} 15) \quad 59 \\ - 55 \\ \hline \end{array}$$

\*\*\*\*\*

\*\*

## हिन्दी

- 15 पेज सुलेख लिखो।
- मेरा परिचय 5 बार लिखे व याद करें।
- गर्मी के किसी एक फल का चित्र बनाकर उसके बारे में 5 पंक्तियों (A4 साइजशीट) लिखे।
- नीचे दी गई सभी वर्कशीट को पूरा करो।

## बिना मात्रा के शब्द

नीचे दिए गए शब्दों को पढ़े व  
कोई दस शब्द लिखो


|       |        |       |      |
|-------|--------|-------|------|
| शलजम  | हलचल   | अजगर  | परवल |
| अचरज  | मरहम   | जलचर  | बरगद |
| भगदड़ | पनघट   | जमघट  | सरकस |
| अकबर  | पतझड़  | अनपढ़ | बचपन |
| हरकत  | जलचर   | कलकल  | तरकश |
| आगमन  | खटमल   | समतल  | चखचख |
| हरदम  | शरबत   | कसरत  | उबटन |
| कमरख  | पलटन   | दमकल  | कटहल |
| जगमग  | थरमस   | चमचम  | अनबन |
| दशरथ  | तड़पन  | सरपट  | करवट |
| अरहर  | गड़बड़ | तरकश  | नटखट |

नीचे दिए गए वाक्यों को पढ़े फिर आ की मात्रा के कोई दस शब्द चुनकर लिखो

माता का आदर कर । बात मान ।  
अपना पाठ याद कर । आकर खाना खा ।  
मानव पाठशाला जा । नाटक मत कर ।  
कमल बजार जा कर लाल टमाटर ला ।  
चाचा आया साथ चार गाजर लाया ।  
बालक झगड़ा मत कर । फल खाकर  
बलवान बन । गऊशाला जाकर गाय  
का चारा ला । आलस मत कर ।

# 'इ की मात्रा'

सही शब्द वाले डिब्बे में रंग भरें



थकिया

तकिया

तकीया



चीड़ीया

छिड़िया

चिड़िया



किसान

निशान

कीसान



वसान

वीमान

विमान



नरयल

नारीयल

नारियल

# 'ई की मात्रा'

सही शब्द वाले डिब्बे में रंग भरें

|   |      |      |      |
|---|------|------|------|
|    | किल  | कील  | कल   |
|   | झील  | जील  | जीम  |
|  | पल   | पिला | पीला |
|  | पानि | पानी | नदी  |
|  | कीरा | खीर  | खीरा |

उ की मात्रा लगाकर शब्दों को पूरा करें



कटिया



दकान




गडिया



मकट



बगला



पल


ऊ की मात्रा लगाकर शब्दों को पूरा करें

|   |                |
|---|----------------|
|    | क <u>ऊ</u> तर  |
|   | त <u>ऊ</u> राज |
|  | फ <u>ऊ</u> ल   |
|  | ख <u>ऊ</u> जर  |
|  | च <u>ऊ</u> हा  |



# ऋ की मात्रा (ॄ) का अभ्यास

सही शब्द को चित्र से मिलाइए।



मृदंग

कृष्ण

वृक्ष

मृग

नृप

कृषक

दृग

गृह

# ए की मात्रा की सहायता से शब्दों को पूरा करो



कला



ठला



पड़



तल



सब



बटा



ऐ की मात्रा के कोई दस शब्द लिखो

बैल

पैसा

मैदा

डकेत

मैल

मैया

मैदान

सैर

पैदल

हैरान

पैर

सैनिक

शैतान

# ओ की मात्रा की सहायता से शब्दों को पूरा करो



मती



पटली



झरखा



लमड़ी



कटरी



गल

# औ की मात्रा की सहायता से शब्दों को पूरा करो



क वा



न का



हथ डा



त लिया



द ड



प धा

अं की मात्रा के कोई दस शब्द लिखो

अं से बने शब्द

|      |      |       |        |
|------|------|-------|--------|
| संत  | चंपा | पतंग  | शंख    |
| संग  | बंदर | मंजन  | घंटी   |
| ठंड  | चंदन | चंपक  | पंखा   |
| कंठ  | पंजा | जंगल  | रंग    |
| कंगन | घंटा | सुंदर | नारंगी |
| हंस  | खंभा | मंदिर | चंचल   |

अः की मात्रा के कोई दस शब्द लिखो



प्रातः



दुःख



नमः

आओ पढ़ें:

छः

अतः

पुनः

शनैः

प्रायः

फलतः

मूलतः

अंततः

संभवतः

द

\*\*\*\*\*

Class : I

## Drawing

- Draw this drawing and colour it.



**STAY HOME, STAY SAFE !**