

NAVYUG CONVENT SR. SEC. SCHOOL



WORK AT HOME ASSIGNMENT FOR SUMMER VACATION SESSION 2020-21

Dear Parents

As you know this is a very critical time for all of us in the Lockdown Crisis. So it is our responsibility to follow preventive measures for the safety and academic performance of our children. It is time to assist them not only their academics but also their life skills. Holiday home – work has been planned to keep them in touch with their studies as well as it provides a room for their creativity. For parents, it is the time to make children more self-conscious, self-disciplined and self-confident as well as aware of simple safety rules, mannerism and moral values.

So spend time with your ward fruitfully and purposefully.

*The weight-age of Holiday Homework will be 5 marks in Notebook Assessment as per given parameters:

	<u>Marks obtains</u>
a) Completion of work-02	_____
b) Hand writing & Presentation 02	_____
c) Timely Submission-01	_____

GUIDELINES FOR NCS PRIMARY WING :

Messages for parents working with children at home

As public conversations around corona virus disease 2020 (COVID-19) increase, children may worry about themselves, their family, and friends getting ill with COVID-19.

Parents, family members, school staff, and other trusted adults can play an important role in helping children make sense of what they hear in a way that is honest, accurate, and minimizes anxiety or fear.

GENERAL PRINCIPLES TO AWARE CHILDREN :

1. Remain calm and reassuring.
2. Remember that children should follow your guidelines regarding corona-virus precautions. Generally they will pick up cues from the conversations you have with them and with others.
3. Make yourself available to listen and to talk.
4. Avoid making assumptions about who might have COVID-19.
5. Pay attention to what children see or hear on television, radio, or online.
6. Consider reducing the amount of screen time focused on COVID-19. Too much information on one topic can lead to anxiety.
7. Give children information that is truthful and appropriate for the age and developmental level of the child.
8. Talk to children about how some stories on COVID-19 on the Internet and social media may be based on rumors and inaccurate information.
9. Teach children everyday actions to reduce the spread of germs.
10. Remind children to stay away from people who are coughing or sneezing or sick.
11. Remind them to cough or sneeze into a tissue or their elbow, then throw the tissue into the trash or use own handkerchief .
12. Discuss any new actions that may be taken at school to help protect children and school staff.
13. Get children into a hand washing habit?
14. Teach them to wash their hands with soap and water for at least 20 seconds, especially after blowing their nose, coughing, or sneezing; going to the bathroom; and before eating or preparing food.

- 15.If soap and water are not available, teach them to use hand sanitizer. Supervise young children when they use hand sanitizer to prevent swallowing alcohol, especially in schools and child care facilities.
- 16.Try to keep information simple and remind them that health and school officials are working hard to keep everyone safe and healthy.

****Note: Please do Holiday Homework in separate notebook.***

S K BHARDWAJ

PRIMARY WING

NCS

Word Search

There are seven verbs in the grid. Find and encircle them. Take help of the pictures.



S	Y	A	L	P
L	A	R	U	N
E	C	O	O	K
E	A	T	O	P
P	I	C	K	C
T	A	L	K	D



Exercise : Write a short paragraph on "My English Teacher". You can take help from the following hints :

➔ her name

➔ her dressing style

➔ her age

➔ how does she teach ?

➔ her behaviour

➔ how does she help you ?



Word	Meaning in Hindi	Synonym
Anger	गुस्सा	Rage, Fury
Aid	सहायता	Help, Assistance
Attack	हमला करना	Invasion, Assault
Belief	भरोसा, विश्वास	Trust, Faith
Brave	बहादुर	Fearless, Valiant
Clever	चालाक	Cunning, Wise, Intelligent, Shrewd
Clean	स्वच्छ	Neat, Tidy
Cheerful	खुश	Happy, Zealful
Conceal	छिपाना	Hide, Disguise
Conflict	लड़ाई	Fight, Clash
Contain	रखना	Comprise, Hold
Contribute	योगदान करना	Help, Assist
Courage	साहस	Valour, Bravery
Dead	मरा हुआ	Lifeless, Obsolete
Decide	निश्चित करना	Determine, Finalise
Defeat	हराना	Overcome, Foil
Delay	विलम्ब करना	Postpone, Late
Destroy	नष्ट कर देना	Ruin, Demolish

Exercise

Look at the pictures given below and frame the story with the help of the hints. Write the moral of the story, also.



Lion - king of forest - found rabbit - want to eat it - rabbit told about another lion in well - Lion saw itself in water - jumped in well to kill it - lion died.

1. Write and learn table from 2 to 15 .
2. Practice chapter 1 and 2
3. Do any 10 sum of .
 - a. Addition (4 digits)
 - b. Subtraction (4 digits)
 - c. Multiplication (by 1 digit)
 - d. Division (by 1 digit)
4. Write and learn Roman numbers from 1 to 50

कक्षा — तृतीय (तीसरी)
विषय — हिंदी

(1)

Sushma Devi

Holidays' Home-work.

- (1) अपनी पाठ्यपुस्तक 'रिगसिम' में से 40 सुलेख सुंदर लेख में लिखें।
- (2) पाठ-1 और 2 याद करें। (कठिन-शब्द शब्दार्थ व प्र./उ०)
- (3) अनुच्छेद लेखन — मेरा विद्यालय, मेरा प्रिय मित्र और मेरा प्रिय खेल पर अनुच्छेद लिखें व याद करें।
- (4) संवाद लेखन — पुराने एवं नए छत्र के बीच और मैट्रो में सफर करते हुए दो दोस्तों के बीच संवाद (वार्तालाप) लिखें व याद करें।
- (5) पत्र-लेखन — प्रधानाचार्य जी को तीन-दिन के अवकाश के लिए प्रार्थना-पत्र लिखें व याद करें।
- (6) कहानी-लेखन — मूर्ख बंदर व राजा और गकड़ी की कहानी लिखें व याद करें।
- (7) दिए गए शब्दों की सहायता से वाक्य पूरे करें —
सांकेतिक, आघात, व्याकरण, मातृभाषा
का ज्ञान ही वा असुद्ध, इसका ज्ञान हमें — से होता है।
एक लिपि में कई — लिखी जा सकती है।
ग वच्चा सर्वप्रथम अपनी — सीखता है।
घ हाथ के इशारे से किसी को बुलाना — भाषा है।

(2)

(8) वर्णों को मिलाकर शब्द बनाओ -

(क) च + उ + ह + इ + य + आ = _____

ख ख + इ + ल + आ + इ + इ = _____

ग म + उ + ल + इ = _____

घ भ + आ + र + उ + ल + अ = _____

ङ च + अ + श + म + आ = _____

(9) लिंग बदलो - सैक, चूहा, पाठक, पिता, ससुर, घोड़ा, मोर, नाना, धोबी, शेर, दादा, देवर लिखो व याद करो।

(10) वचन बदलो लिखो व याद करो - गमला, लड़का, बाल, औरस, कूता, कपड़ा, रात, धातु, कुर्सी, मिठाई, तितली, माता।

(11) निम्न लिखित शब्दों के दो-दो पर्यायवाची शब्द लिखो व याद करो - प्रकाश, दाची, पृथ्वी, संसार, रात, पर्वत, पत्थर, समुद्र, जल, गौकार

(12) निम्न लिखित के विलीन शब्द लिखो - अनुज, राजा, आकाश, आकाश, हानि, काला, रात, आदर, ज्ञान, पानी

(13) अनुरक्त शब्दों के लिए एक शब्द लिखो व याद करो - जो लक्ष्मी को पढ़ाता है, जो सेवा करता है, जिसका आकार है

(1) जो ईश्वर को न माने, जो आज के समय का है, साथ पढ़ने वाला।

(3)

(14) दिए गए वाक्यों को शुद्ध करके लिखो —

- क कोई को बाजार भोज दो
- ख आठ बजने को पाँच मिनट है।
- ग वह घर पर रहता है।
- घ मैं रविवार के दिन आऊँगा।
- ङ मेरे को काम करना है।
- च उसकी माता जी गए।
- छ मैं मेरे कपड़े धो रहा हूँ।
- ज मैं तेरे लिए फल लाया हूँ।

(15) निम्न लिखित मुहावरों के अर्थ लिख कर वाक्य प्रयोग करें —

- फुला न समाना, पैर में चूँहें कूदना, अंगूठा दिखाना,
- पानी-पानी होना, आँखें दिखाना, कान पकड़ना, होश उड़ जाना,
- लाल-पीला होना, चार चाँद लगना, बाग बाग होना।

(16) शक से बीस तक संख्याओं के नाम लिखें व याद करें।



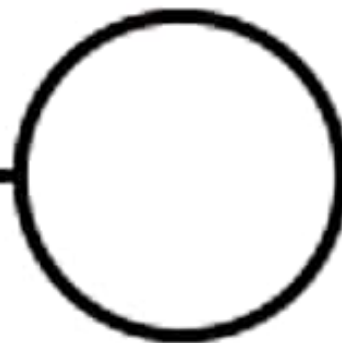
Holiday Home work

class - 3rd

- 1) Learn chapter - 1 to 5.
- 2) Read chapter - 4 to 5.
- 3) Explain water cycle with diagram
- 4) Which animals did you see at the pond?




b. 1980
Smith
David



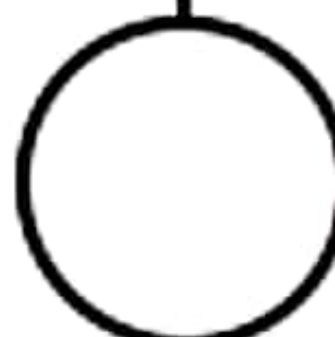
b. 1985
Smith
Susan



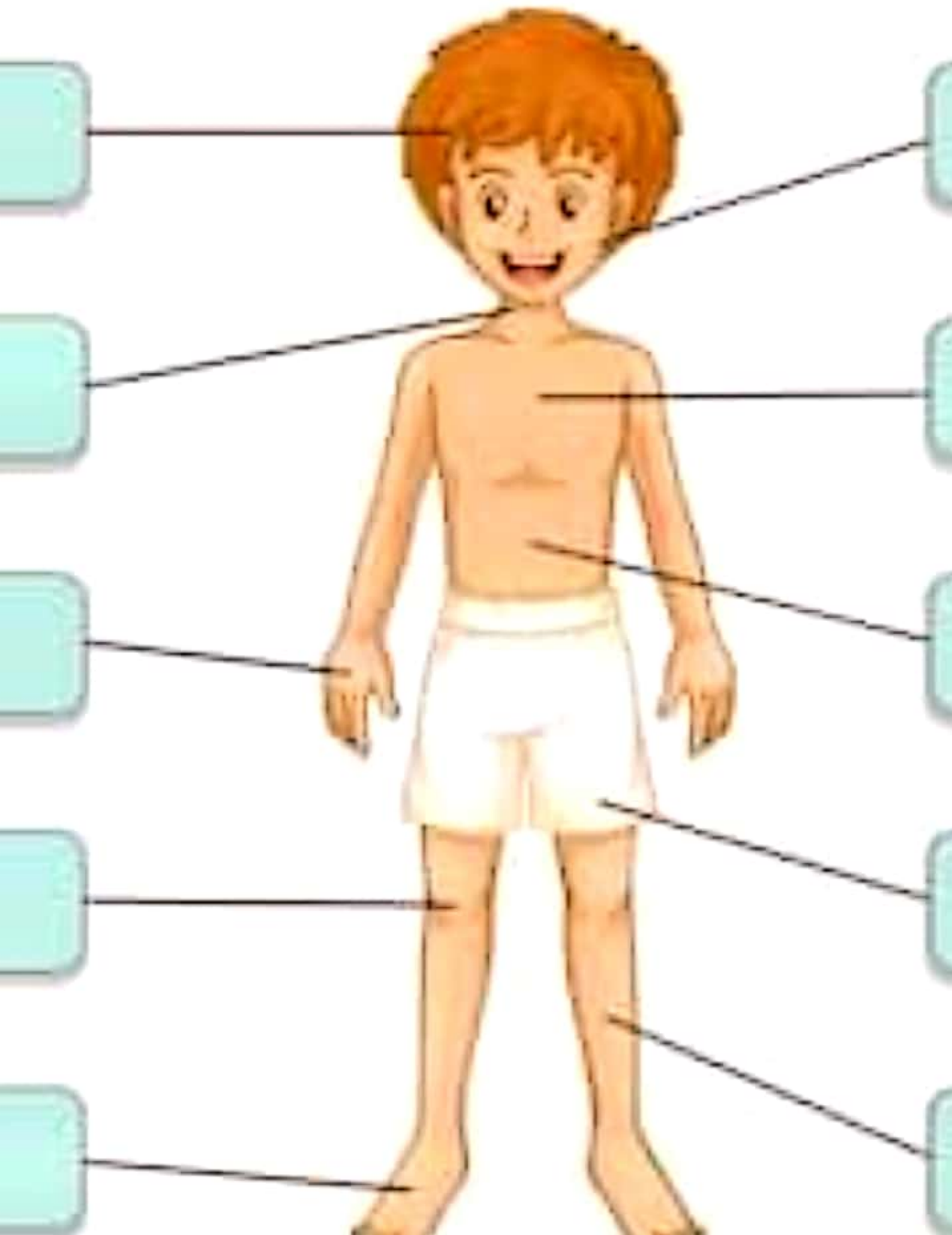
Smith
David

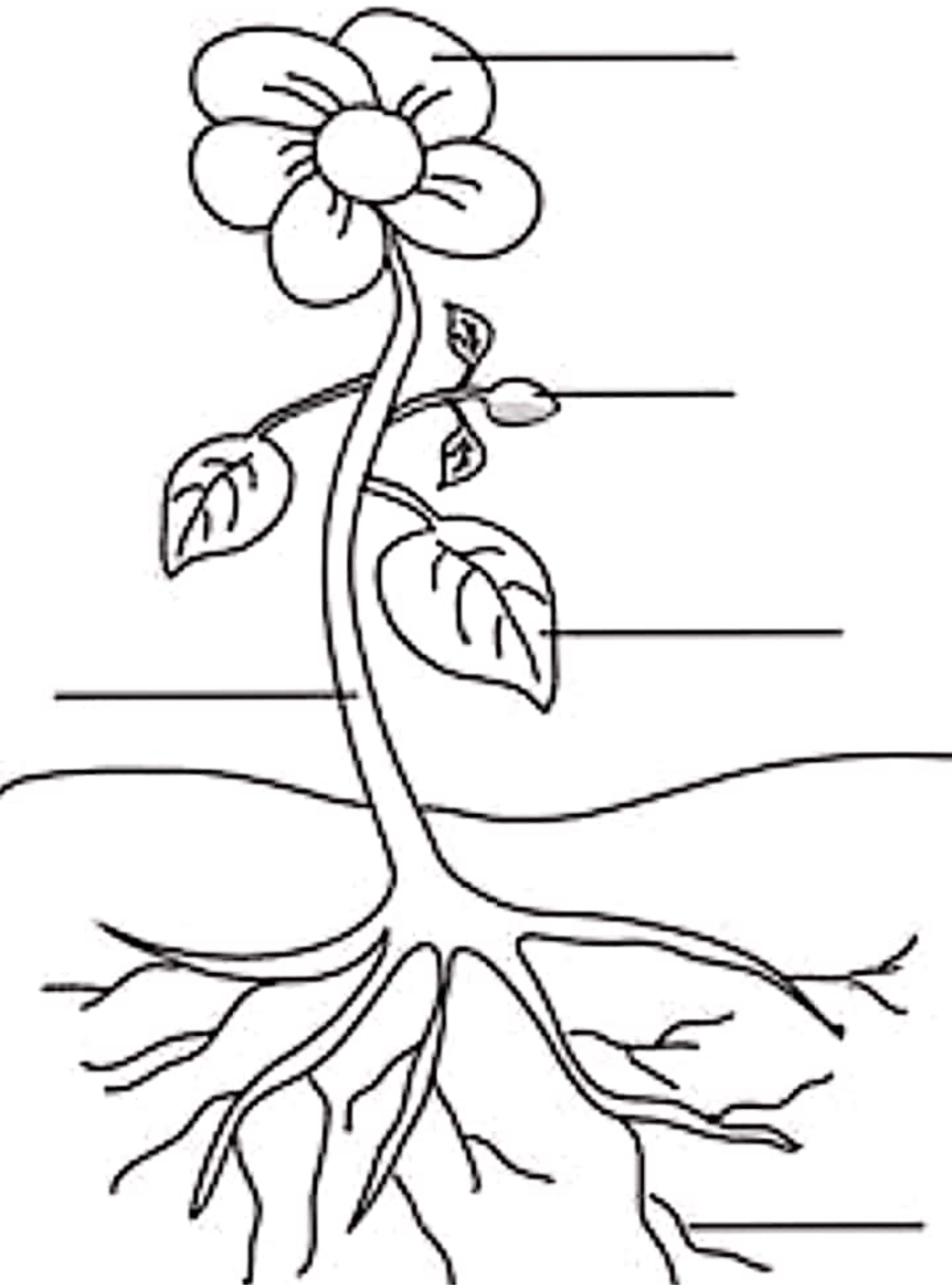


Smith
Fred



Smith
Joanne





Class – 3rd

Subject - Drawing

1. Colour first five page in drawing book.
2. Draw any five fruit's in SketchBook with pencil shading or colour
3. Make a photo frame and decorate it with paper flowers.



Aquatic Flowers

Look at the pictures of aquatic plants. Read the hints and write their names in the space given.



It is the most beautiful aquatic flower in the world. This amazing flower comes in different types and colours.

.....



It is a sacred flower for Buddhists. It grows in shallow ponds and lakes. They need direct sunlight. These are generally in pink or white colours.

.....



This is a beautiful floating plant that grows well in ponds, streams and lakes. These are famous for their thick, rounded leaves and striking blue to violet flowers with six petals.

.....

a floating aquatic plant that is known for its round shape. It has dark-green leaves and beautiful lemon-yellow flowers with red-brown centers. It needs full sunshine.



- (a) Lotus
- (b) Water hyacinth
- (c) Water poppy
- (d) Water lily



India

India is a very big and beautiful country. It has 28 States and 9 Union Territories.

With the creation of two Union Territories of Jammu and Kashmir and Ladakh on October 31, 2019, the new political map has been released. There are 28 States and 9 Union Territories in the country.

The new political map given, shows locations of all the States and Union Territories along with their capitals. The names of the states of India are written in capital letters and the capitals of states are marked with a black dot.

Pin point the given states and their capitals on the map of India.

- | | |
|----------------|--------------|
| 1. Assam | 2. Punjab |
| 3. Manipur | 4. Rajasthan |
| 5. West Bengal | 6. Gujarat |
| 7. Telangana | 8. Kerala |

There is a small trick to recall the names of all the states. Number of states beginning with alphabet

AT-3 states each

BRCSJONPW-1 state each

M-5 states each

UKGH-2 states each



How much do you know about your country? Let's check your knowledge. Write the names of the capital and the language spoken in the given states.

State	Capital	Language
1. Assam
2. Punjab
3. Gujarat
4. Kerala
5. Manipur
6. Odisha
Rajasthan
Bihar
West Bengal
Mizoram



	Capital	Language
Assam	(b) Bhubaneswar	(c) Patna
Chandigarh	(g) Gandhinagar	(h) Imphal
Kerala	(b) Mizo	(c) Malayalam
Manipur	(g) Manipuri	(h) Gujarati
Odisha		(d) Hindi
Rajasthan		(i) Bengali
West Bengal		(e) Oriya
Mizoram		(j) Rajasthani

Fun with Numbers

Let's have fun with numbers. Read the hints given below and write the number associated with each.

1 Total dots on a dice

2 Planets in our solar system

3 Number of pieces in a tangram puzzle

4 Sides in a triangle

5 How many pieces are on the board at the start of a game of chess

6 Number of Bits in a Byte

7 The even number which is prime

8 Number of wheels in a unicycle

9 Number of primary colours

10 Number of continents and oceans

11 Sides in a square

12 Number of moons the planet Jupiter has

13 Days in a leap year

14 Number of seconds in a minute

15 Number of spokes in the Ashoka Chakra

16 Total number of squares on a chess board

17 One dozen is equal to

18 Players in a cricket team

19 Number of inches in a foot


20 Number of bones in an adult human body

$$C = 70 =$$



Our Country


Look at the pictures given below. Identify the places of India each picture is related to and tick (✓) the correct option.



Jaipur Chandigarh




Karnataka Kerala



Goa Mumbai



Punjab Gujarat



Hyderabad Mumbai



Chandigarh Kerala

Save Earth



Avoid long shower



Quiz on 'OO' Words

Here is an interesting quiz for you. Given are the hints to find the 'oo' words and write them in the boxes given. One is done for you.

- Popular online search engine.

Y A H O O

- An area in which live animals are kept in cages or large enclosures for public exhibition.

 O O

- Treelike tropical grass having woody, usually hollow stems.

 O O

- It is used to decorate the house on birthday.

 O O

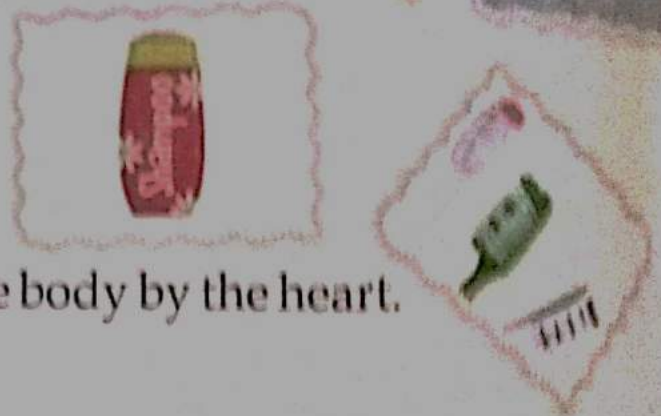


- People who share living quarters/rooms.

 O O

- Donald Duck's rich uncle.

 O O



- The red liquid that is sent around the body by the heart.

 O O

- It is used to wash hair.

 O O

- Dome-shaped shelter where eskimos live.

 O O

- A small device with a long handle, used for cleaning the teeth.

 O O

-
- (a) SCROOGE
 - (b) SHAMPOO
 - (c) IGLOO
 - (d) BALLOON
 - (e) YAHOO
 - (f) ZOO
 - (g) BLOOD
 - (h) TOOTHBRUSH
 - (i) ROOMMATES
 - (j) BAMBOO




Famous Landmarks

There are many famous landmarks that attract people from all over the world to enjoy their sights. Identify the following landmarks and write their names.



Paris, France

1.




Rio de Janerio, Brazil

2.




Gujarat, India

3.




Jinshanling, China

4.



Sydney, Australia

5.



Pisa, Italy

6.




- (a) Leaning Tower of Pisa
- (b) Opera House
- (c) Statue of Unity
- (d) Eiffel Tower
- (e) Great Wall of China
- (f) Christ The Redeem




Skills of Circus

Circuses employ different types of artists in an attempt to make the programme colourful and interesting to the audience. Here are some of the circus skills that these artists are proficient in.



1

It is the skill of maintaining balance while walking along a thin wire or a rope from one point to another.




2

It is the tossing of one or many objects, such as balls or rings at the same time using both the hands.




3

In this act the artists spins plates or bowls on poles, without letting them fall off.



4

It is an act that makes use of activities, such as gymnastics, acro dance, ballet and diving.



5

It is the aerial act in a circus. The artist who performs this act is called the trapeze artist.



6

In this act, artists walk on poles, posts or pillars that allow them to stand at a height above the ground.



a. Plate Spinning
d. Stilt Walking

b. Trapeze
e. Tightrope Walking

c. Juggling
f. Acrobatics

