

# NAVYUG CONVENT SR. SEC. SCHOOL



## WORK AT HOME ASSIGNMENT FOR SUMMER VACATION

### SESSION 2020-21

Dear Parents

As you know this is a very critical time for all of us in the Lockdown Crisis. So it is our responsibility to follow preventive measures for the safety and academic performance of our children. It is time to assist them not only their academics but also their life skills. Holiday home – work has been planned to keep them in touch with their studies as well as it provides a room for their creativity. For parents, it is the time to make children more self-conscious, self-disciplined and self-confident as well as aware of simple safety rules, mannerism and moral values.

So spend time with your ward fruitfully and purposefully.

\*The weight-age of Holiday Homework will be 5 marks in Notebook Assessment as per given parameters:

	<u>Marks obtains</u>
a) Completion of work-02	_____
b) Hand writing & Presentation 02	_____
c) Timely Submission-01	_____

## **GUIDELINES FOR NCS PRIMARY WING :**

Messages for parents working with children at home

As public conversations around corona virus disease 2020 (COVID-19) increase, children may worry about themselves, their family, and friends getting ill with COVID-19.

Parents, family members, school staff, and other trusted adults can play an important role in helping children make sense of what they hear in a way that is honest, accurate, and minimizes anxiety or fear.

## **GENERAL PRINCIPLES TO AWARE CHILDREN :**

1. Remain calm and reassuring.
2. Remember that children should follow your guidelines regarding corona-virus precautions. Generally they will pick up cues from the conversations you have with them and with others.
3. Make yourself available to listen and to talk.
4. Avoid making assumptions about who might have COVID-19.
5. Pay attention to what children see or hear on television, radio, or online.
6. Consider reducing the amount of screen time focused on COVID-19. Too much information on one topic can lead to anxiety.
7. Give children information that is truthful and appropriate for the age and developmental level of the child.
8. Talk to children about how some stories on COVID-19 on the Internet and social media may be based on rumors and inaccurate information.
9. Teach children everyday actions to reduce the spread of germs.
10. Remind children to stay away from people who are coughing or sneezing or sick.
11. Remind them to cough or sneeze into a tissue or their elbow, then throw the tissue into the trash or use own handkerchief .
12. Discuss any new actions that may be taken at school to help protect children and school staff.
13. Get children into a hand washing habit?
14. Teach them to wash their hands with soap and water for at least 20 seconds, especially after blowing their nose, coughing, or sneezing; going to the bathroom; and before eating or preparing food.

- 15.If soap and water are not available, teach them to use hand sanitizer. Supervise young children when they use hand sanitizer to prevent swallowing alcohol, especially in schools and child care facilities.
- 16.Try to keep information simple and remind them that health and school officials are working hard to keep everyone safe and healthy.

***\*Note: Please do Holiday Homework in separate notebook.***

**S K BHARDWAJ**

PRIMARY WING

NCS

**HOLIDAY HOMEWORK PRE –PRIMARY**

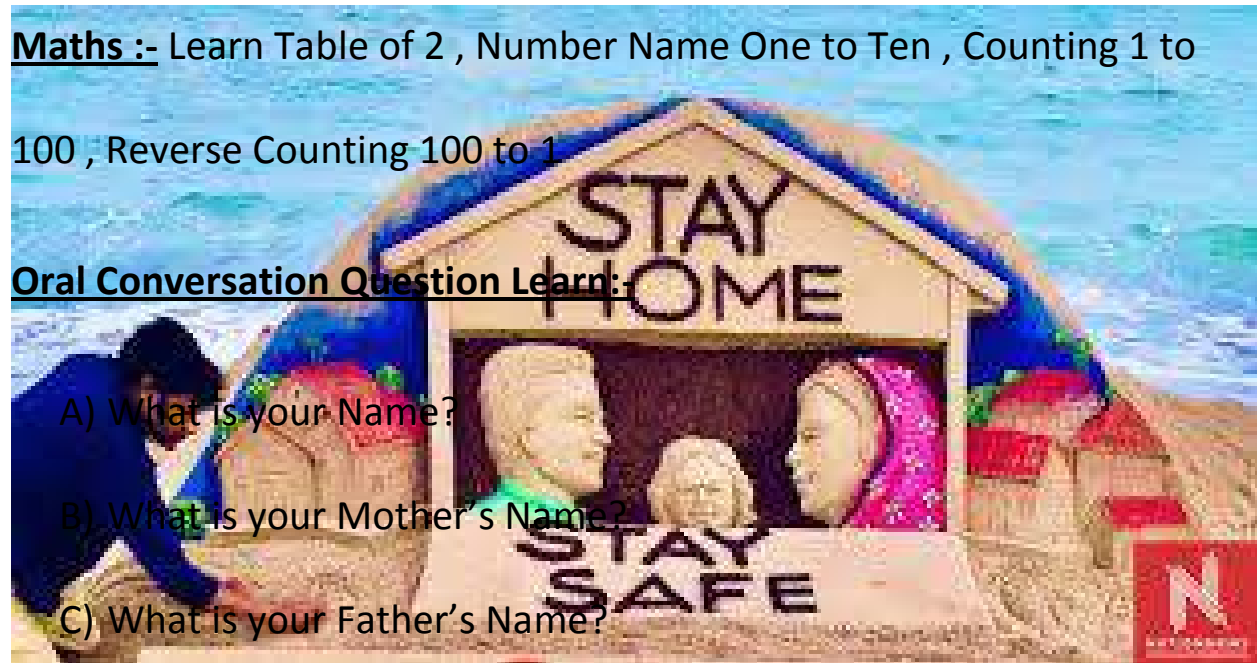
**हिन्दी :-** दो तीन व चार अक्षर के शब्द (10 –10) कॉपी में लिखे व पढ़े आ (i) की मात्रा के शब्द लिखो व याद करो।

**English :-** 1) Write one page daily a to z And A to Z

2) Learn English Poem :- Thank you god , Baba , Baba Black Sheep

**Maths :-** Learn Table of 2 , Number Name One to Ten , Counting 1 to 100 , Reverse Counting 100 to 1

**Oral Conversation Question Learn:-**



A) What Is your Name?

B) What is your Mother's Name?

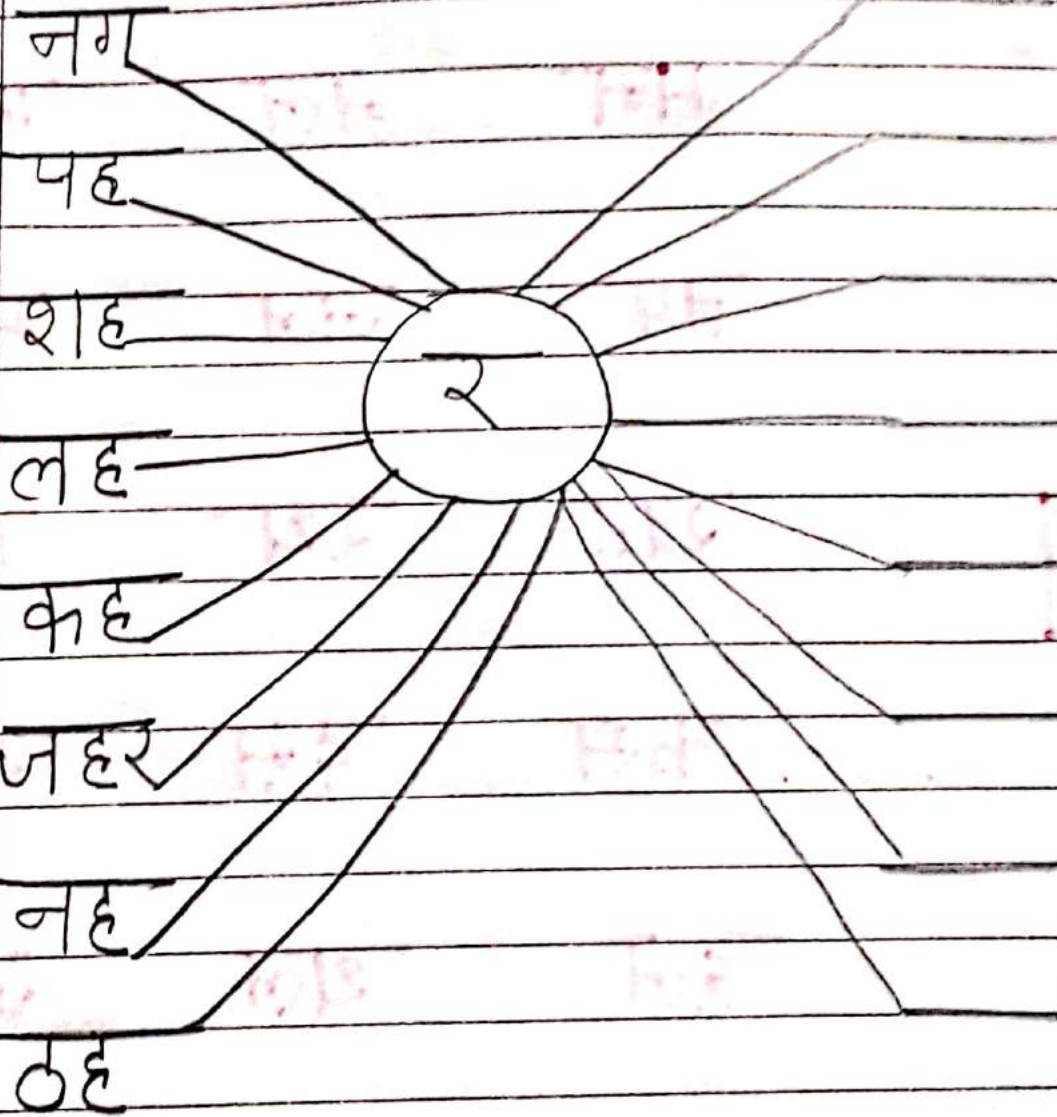
C) What Is your Father's Name?

D) In which class do you read?

E) What is the name of your class teacher?

**Activity :-** Draw and colour parts of body in English notebook.

# श्र' वर्ण की सहायता से शब्द बनाओ



अ से ल (रिक्त स्थान भरौ)

अ

उ

ए

अं अः

क

इ

ए

अ

उ

त

थ

फ

म

य

व


ष

ह


श

अक्षरों को जोड़कर शब्द बनाओ-


घ + र = \_\_\_\_\_




क + प = \_\_\_\_\_




प + त्र = \_\_\_\_\_



द + स = \_\_\_\_\_



ब + स = \_\_\_\_\_



न + थ = \_\_\_\_\_




ट + ब = \_\_\_\_\_



# चित्र देखकर नाम लिखो-



कप





चित्र देखकर सही शब्द पर  
गोला लगाओ-



मन

नल

फल



तप

जल

मग



खत

रथ

हठ



कस

दस


रस



हल

थल

जल

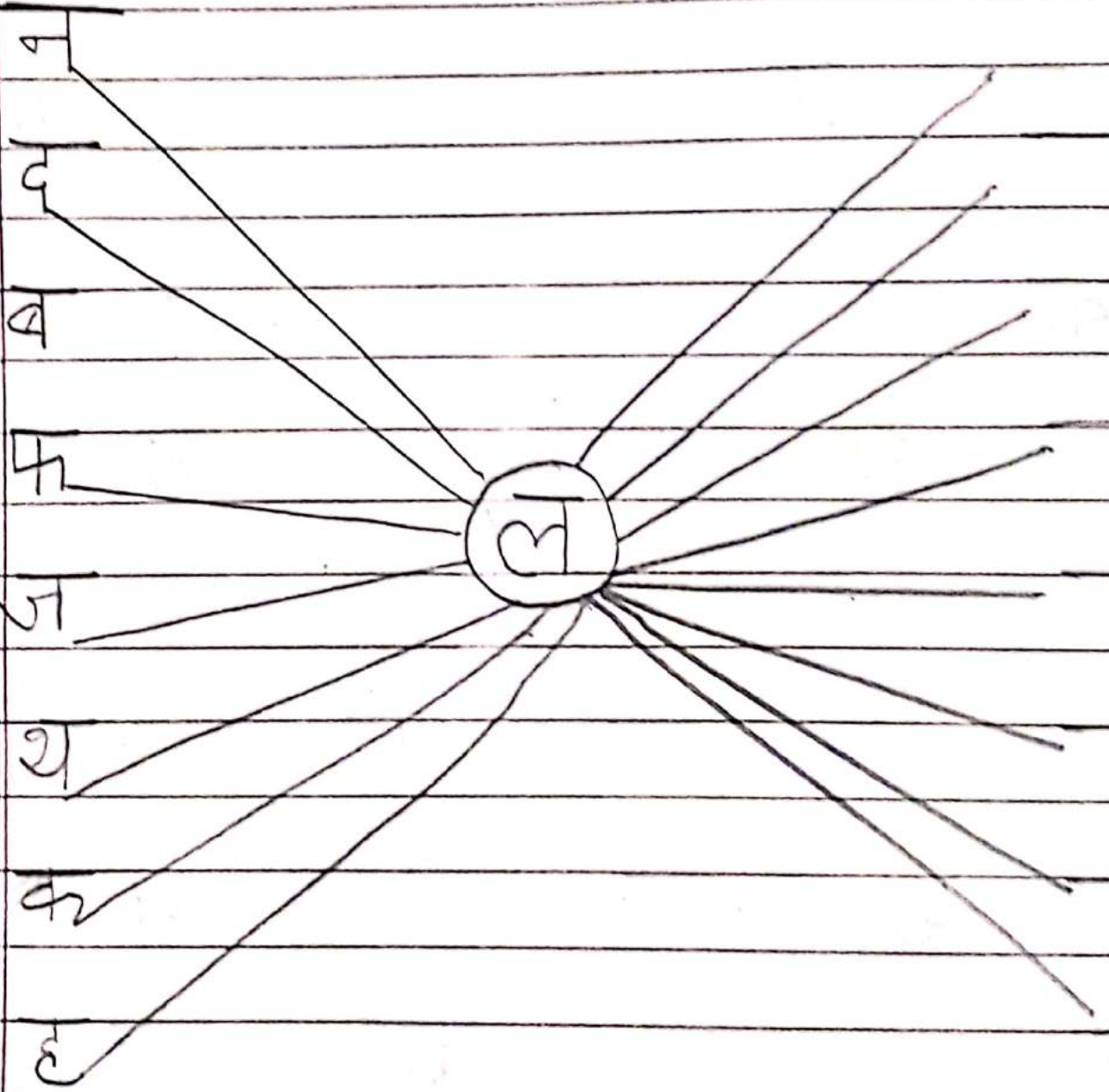


नस

बस

रस

ल वर्ण की सहायता से नए शब्द बनाओ



आ (A) की मात्रा जोड़ो-

का + ा = का

ल + ा =

त + ा =

म + ा =

च + ा =

म + ा =

प + ा =

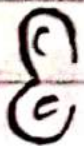

ग + ा =

न + ा =

व + ा =

स + ा =

चित्र देखकर नाम लिखो-



नित्र पवचान कर नामय पूरा करी

अगर पकड़ ।

सबक पर चल ।

लगेन गात पकड़ ।

पर जल भर ।

बरखा पकड़ ।

अरिता ललान से ललल

सजमा खा ।

तीन अक्षर के शब्द लिखो.

कलश

फरल

मटर

नहर

कमर

कतर

भवन

भवन

चार अक्षर के शब्द लिखो -

कसरत

असलम

वरतन

अचकन

बचपन

वरगढ़

तरकश

कटहल

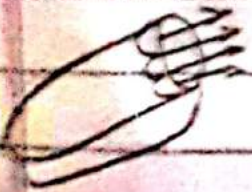
चित्र देखकर मिलान करो -




बरतन




शरबत



गारदन



अचकन



तरकश



कटहल



घरगाढ़



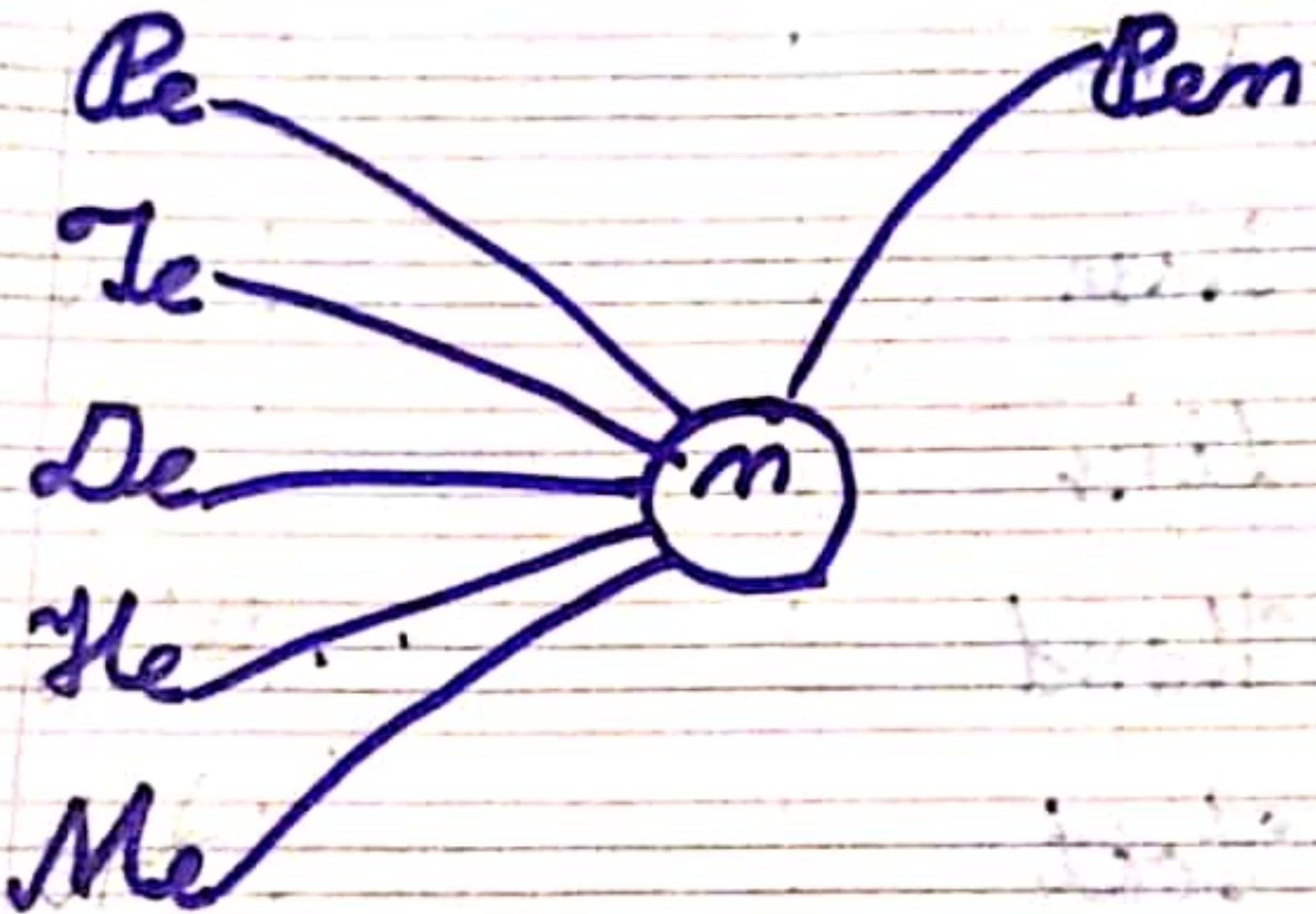
6





Handwritten musical notation on a five-line staff. The notation consists of several notes, including quarter notes, eighth notes, and sixteenth notes, with stems and flags. The notes are arranged in a sequence across the staff, with some notes having stems that cross the lines. The handwriting is in black ink on a white background with red horizontal lines.

Make new word with help of.



Write a to z

a b c d e f

g h i j k l


m n o p q r

s t u v w x

y z

Make new word with help of

'at'



Write the words of sound of a

Bat . . . ! . . . !

Lat . . . ! . . . !

Rat . . . ! . . . !

Mat . . . ! . . . !

Hat . . . ! . . . !

Fat . . . ! . . . !

Sat . . . ! . . . !

# Same Words

Can

Ban

fan

Man

Fan

Mar

Har

# Some Write

Jah

Mah

Yah

,

,

,

.

.

.

,

,

,

.

.

.

,

,

,

.

.

.

,

,

,

.

.

.

Jam

Nam

Man

,

,

,

.

.

.

,

,

,

.

.

.

,

,

,

.

.

.

,

,

.

.



Match the words with their pictures

Bat



Mat



Tap



Leaf



Lat



Rat



Write missing letter

C-h



Ba-



C-t



Ma-



T-h



R-t



Write the picture name



Pen

10

Ten



Den



Hen



Bed



Net

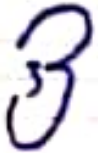
# Write and Learn Parts of Body



Eye

!

!

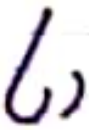


Ear

!

!

!



Nose

!

!

!



Lips

!

!

!



Hand

!

!

!

Foot

!

!

!

# Some Write

Pet

! ! !

! ! !

set

!

!

Net

!

!

yet

!

!

let

!

!

Atlet

!

!

Write the words of sound of 'e'

Pen

Ten

Den

Hen

Men

Red

Bed

# Some Words

Car

Bar

far

Mar

Far

War

Har

Some Write

Car

Bar

far

Mar

Far

War

Har



Write A to Z

Handwritten practice on lined paper showing the letters A, B, C, D, E, F, G, H, I, J, K, L, M, N, O, P, Q, R, S, T, U, V, W, X, Y, Z. Each letter is written in a cursive style with a small dot above it and a vertical line extending downwards, indicating the starting point and direction of the stroke.

Write and learn One to Ten -

One

Two

Three

Four

Five

Six

Seven

Eight

Nine

Ten

25  27

31  33

35  37

39  41

28  30

22  24

32  34

16  18

42  44

29  31

46  48

54  56

18  20

26  28

what comes in between -

2  4

3  5

6  8

15  17

5  7

19  21

10  12

11  13

9  11

18  20

15  17

25  27

12  14

31  33

①  $4+2=$  \_\_\_\_\_

②  $0+5=$  \_\_\_\_\_

③  $1+6=$  \_\_\_\_\_

④  $7+3=$  \_\_\_\_\_

⑤  $5+4=$  \_\_\_\_\_

⑥  $1+9=$  \_\_\_\_\_

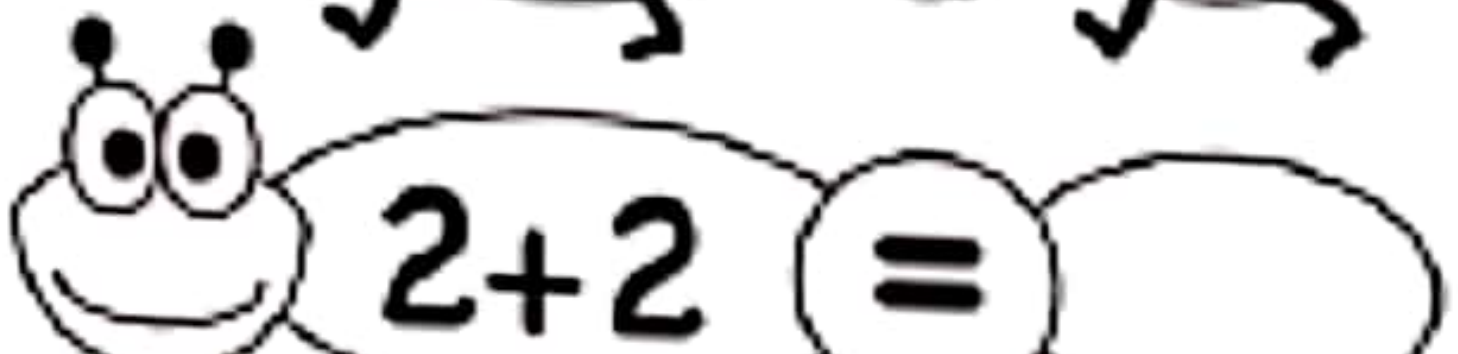
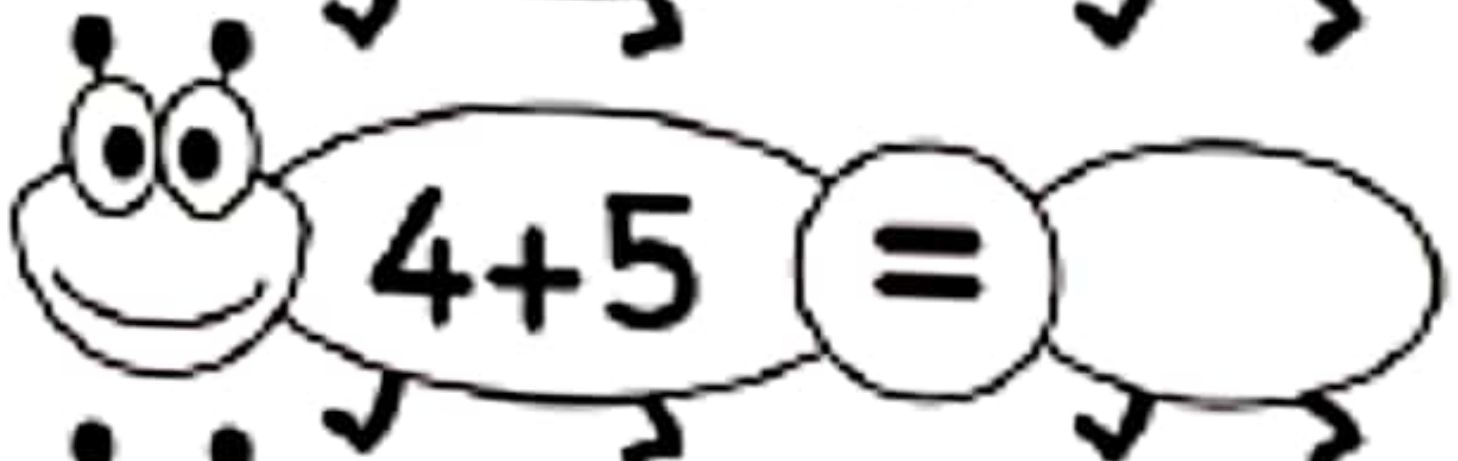
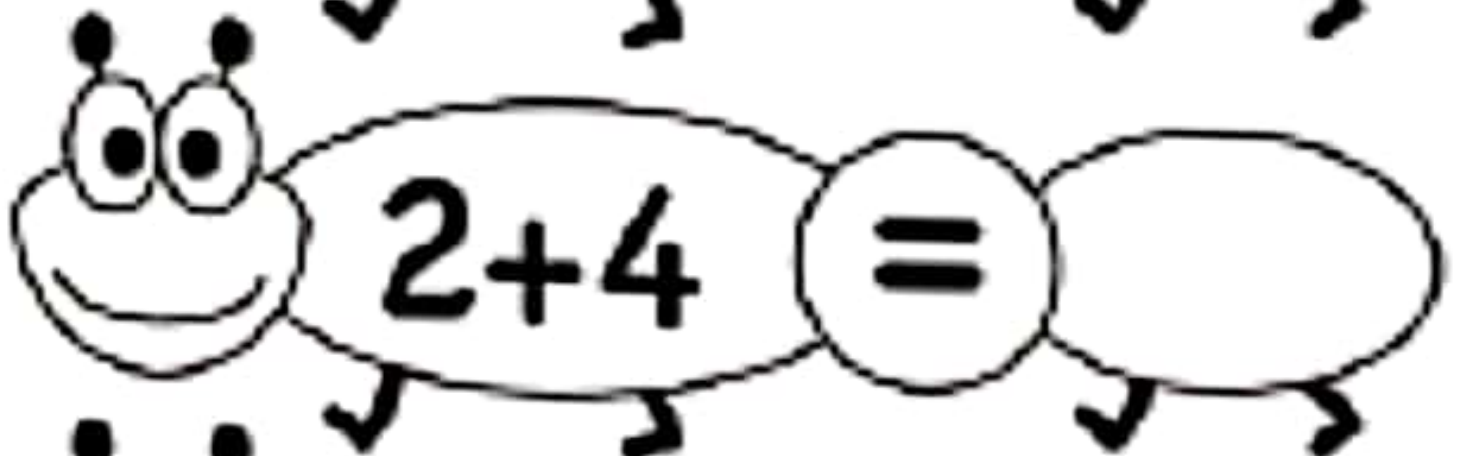
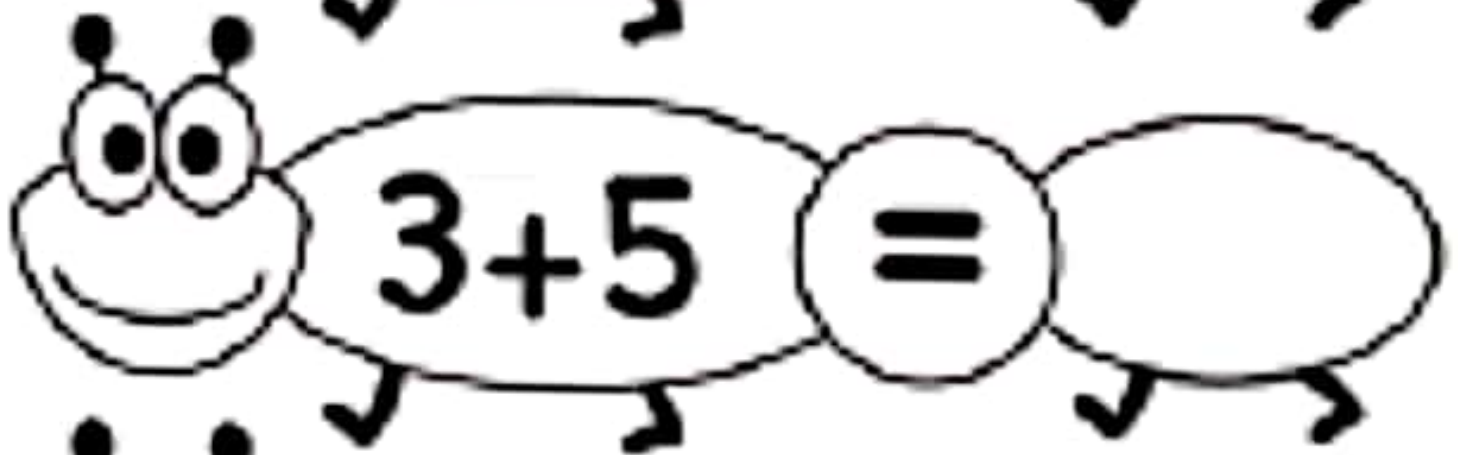
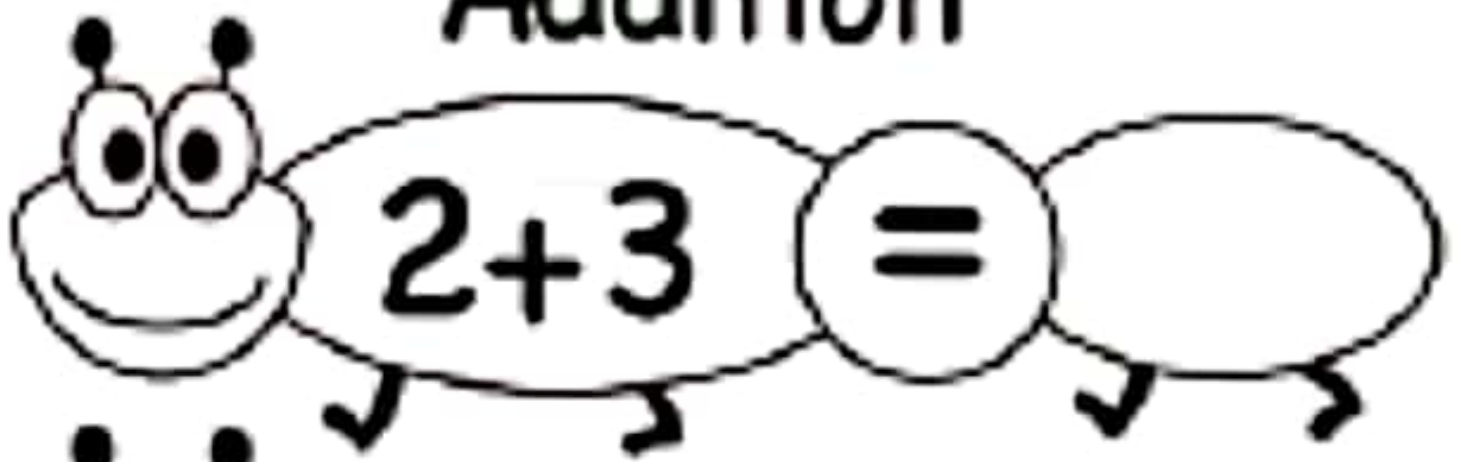
⑦  $8+2=$  \_\_\_\_\_

⑧  $4+0=$  \_\_\_\_\_

⑨  $6+3=$  \_\_\_\_\_

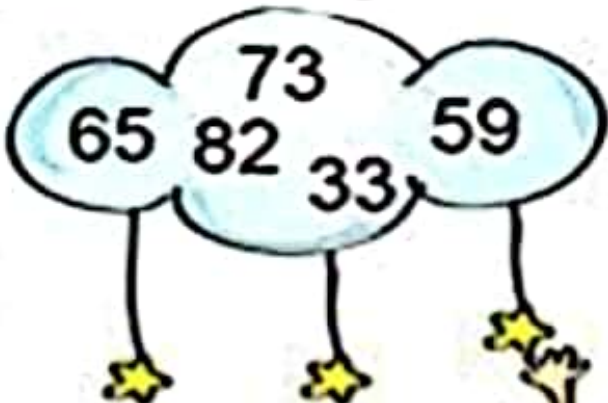
⑩  $3+3=$  \_\_\_\_\_

# Addition



Arrange the following numbers in ascending and descending order in the boxes given below.

Ascending order



Descending order



Four empty rectangular boxes arranged vertically, with an upward-pointing arrow between each box, intended for writing the numbers in ascending order.



Four empty rectangular boxes arranged vertically, with a downward-pointing arrow between each box, intended for writing the numbers in descending order.





Write the missing numbers: 1 to 30.

Before

21   22

—   20

—   19

—   1

After

26   27

15   —

13   —

18   —

Help Newton to fill in the missing numbers by counting *on* in ones.



1)

2	3	4		6		8	9
---	---	---	--	---	--	---	---

2)

1		3	4	5		7	
---	--	---	---	---	--	---	--

3)

1	2		4		6		8
---	---	--	---	--	---	--	---

4)

3	4		6	7		9	10
---	---	--	---	---	--	---	----

5)

2	3		5		7		9
---	---	--	---	--	---	--	---

6)

3		5	6		8		10
---	--	---	---	--	---	--	----

# Missing numbers - 1 to 50



			16		30		44
				24		38	
1	6		18		32		
		12					47
	8			27			
4		14	21			42	
	10				36		

1



2



3



4



5



6





Count the candles on each cake.  
Match with the correct number.



2



4



5



1




3



Draw lines to connect the numbers and animals that go together.

6



7



8



9



10



## Draw a Line From the Number to Its' Name

7

One

3

Ten

5

Seven

2

Three

0

Nine

8

Five

4

Four

9

Eight

10

Six

6

Two

1

Zero

Hungry Alligators Love to Eat the Biggest Number!

1) 91  27

9) 49  53

2) 83  65

10) 75  49

3) 57  59

11) 57  70

4) 69  72

12) 47  45

5) 22  11

13) 47  43

6) 36  25

14) 47  31

7) 38  20

15) 39  37

8) 36  53

16) 23  70





Before

\_\_\_ 8

\_\_\_ 17

\_\_\_ 12

\_\_\_ 1

\_\_\_ 20

\_\_\_ 44

\_\_\_ 65



Between

1 \_\_\_ 3

20 \_\_\_ 22

8 \_\_\_ 10

14 \_\_\_ 16

31 \_\_\_ 33

19 \_\_\_ 21

11 \_\_\_ 13



After

6 \_\_\_

13 \_\_\_

29 \_\_\_

34 \_\_\_

17 \_\_\_

42 \_\_\_

39 \_\_\_



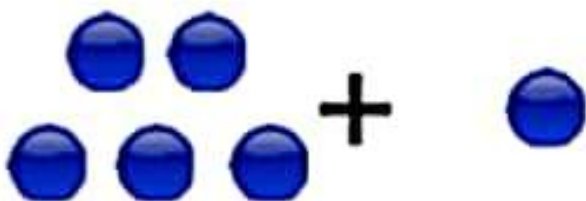
Count the circles. Write the numbers. Find the sum.



$$\underline{\quad} + \underline{\quad} = \underline{\quad}$$




$$\underline{\quad} + \underline{\quad} = \underline{\quad}$$



$$\underline{\quad} + \underline{\quad} = \underline{\quad}$$



$$\underline{\quad} + \underline{\quad} = \underline{\quad}$$



$$\underline{\quad} + \underline{\quad} = \underline{\quad}$$

# Addition

$2 + 3 = \square$

$3 + 5 = \square$

$2 + 4 = \square$

$4 + 5 = \square$

$2 + 2 = \square$

Copyright © 2015 www.worksheetfun.com All rights reserved

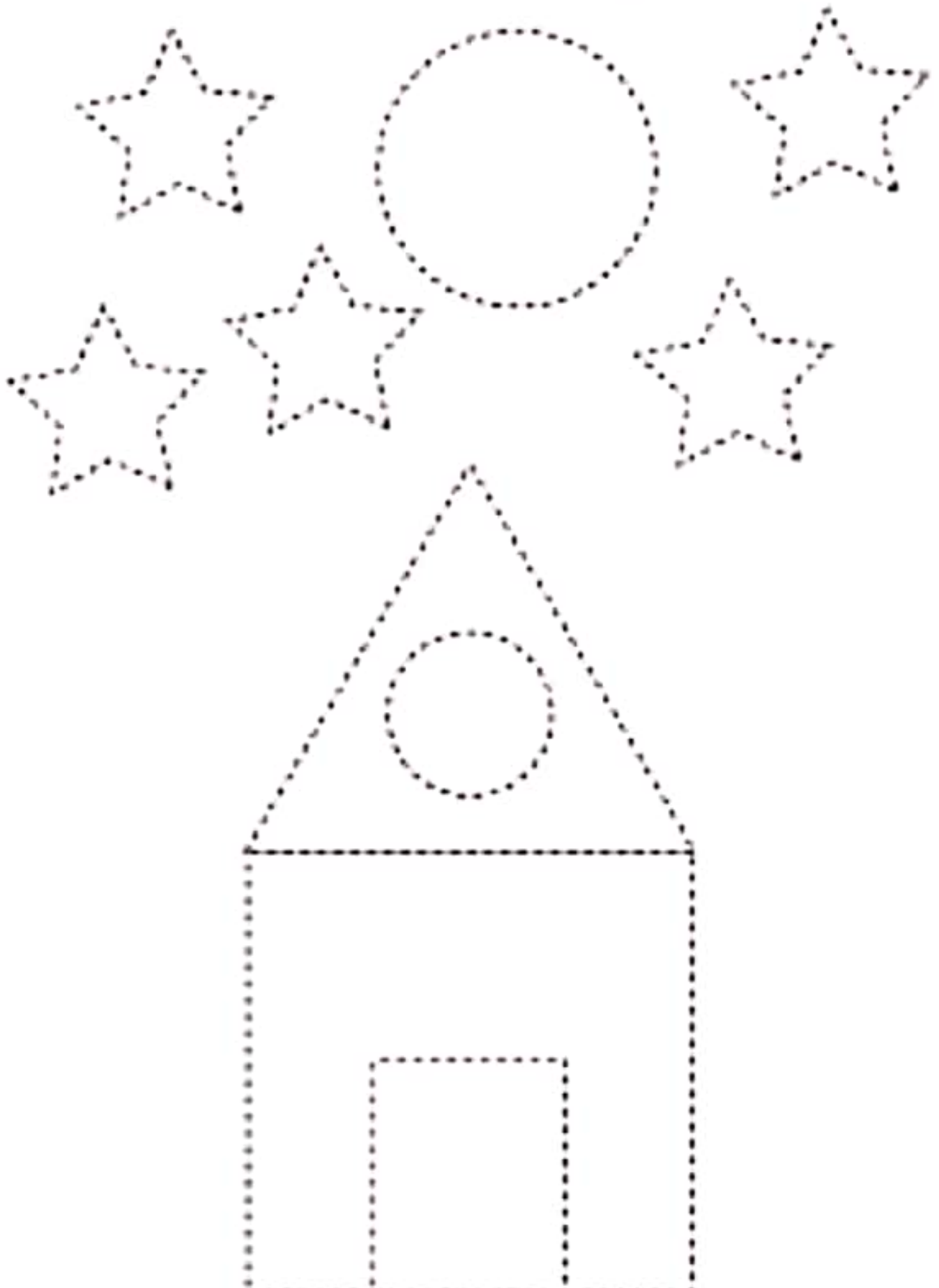
Worksheetfun


Kindergarten Worksheets / FREE Printable  
Worksheets – Worksheetfun


Visit

Images may be subject to copyright. [Learn more](#)


# Trace the shapes.







f r o o g



## Oral conversation questions

Q.1. What is your name?

My name is \_\_\_\_\_.

Q.2. How old are you?

I am five years old.

Q.3. In which class do you read?

I read in Be. Primary class.

Q.4. What is your school name?

My school name is Haryug Convent School.

Q.5. Which is your favourite colour?

My favourite colour is: \_\_\_\_\_.

Q.6. Which is your favourite fruit?

My favourite fruit is \_\_\_\_\_.